

# PP Range

Close Coupled Chemical Pumps



Crest Pumps



**Capacity to 26 m<sup>3</sup>/hr**

**Head to 22 metres**

**Close Coupled for Economical  
Installation**

**Machined from Solid**

**Exceptionally Rugged & Robust**

**Corrosion Resistant**


**Non-Metallic**

For use on arduous and corrosive applications where rugged and robust construction is of prime importance, the PP range of pumps are machined from solid plastic.

The PP range of pumps are used in many applications including: chemical transfer, tanker offloading, fume scrubber liquor re-circulation and tank agitation.

Used in industries such as the chemical, pharmaceutical, water treatment, tanning, metal treatment and photographic for handling a very wide range of highly corrosive fluids including strong acids and alkalines. Because the pumps are non-

metallic they are also ideal for pure waters. There are five sizes of pumps in the PP range available in a variety of materials.



Pumps are 'tailor made' to suit your specific application but are still available on short lead times.

Standard metric frame electric motors are used and are available to all specifications including Eexd, Eexe and Eexn.

Suction lifts of up to 4 metres can be achieved by fitting a suction priming chamber which is manufactured in the same plastic as the pump for ultimate corrosion resistance.

T: 01425 627700 F: 01425 627711  
sales@crestpumps.co.uk www.crestpumps.co.uk  
13b Queensway New Milton Hampshire BH25 5NN

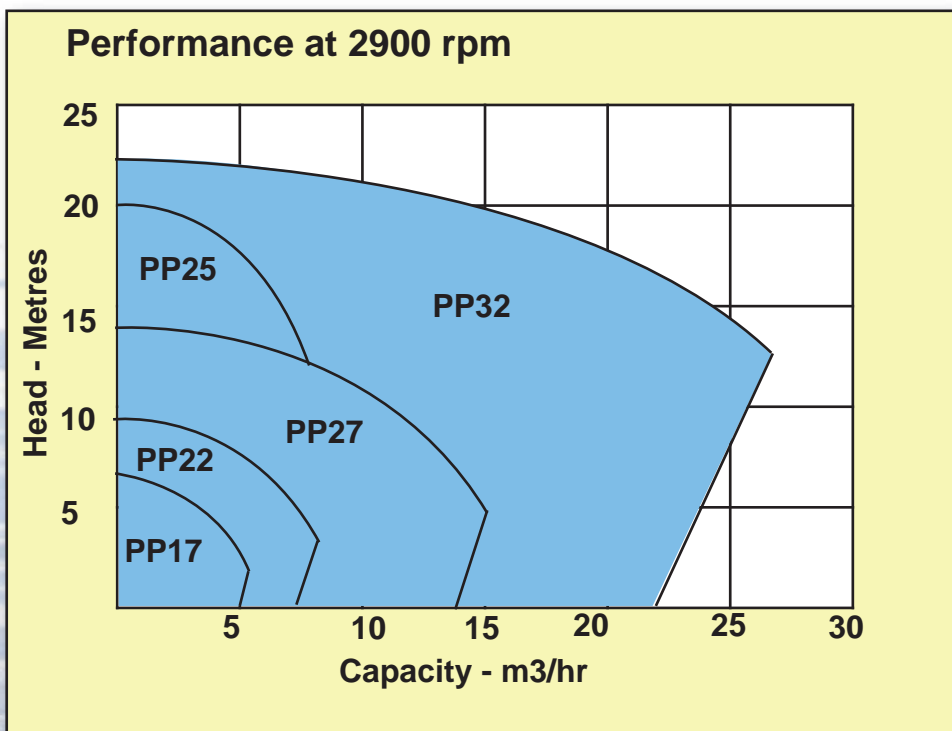
# PP Range

## Close Coupled Chemical Pumps



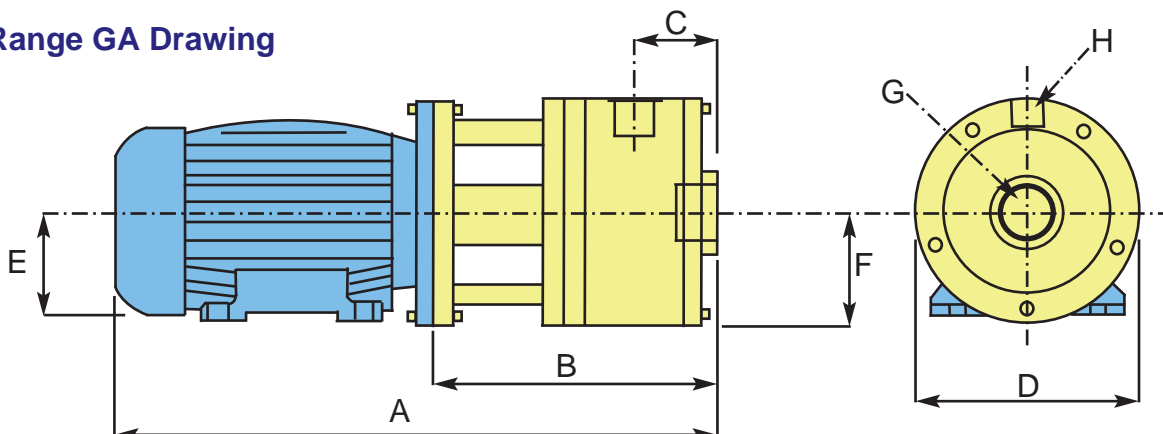
Crest Pumps

<b>Construction</b>	Polypropylene, PVC, PTFE, PVDF, 316 Stainless Steel
<b>O-Rings</b>	Viton as standard with other materials available
<b>Shaft</b>	316 stainless steel sleeved by plastic
<b>Mechanical Seal</b>	Wide range available depending on application
<b>Suction</b>	Usually flooded - Suction lift up to 4m can be achieved with a priming chamber
<b>Branches</b>	BSP female as standard. Flanges to all specifications can be fitted as optional extras



Pump	Seal	A	B	C	D	E	F	G	H	Frame
PP17	Single	347	136	23	160	71	63	1" BSP F	0.75" BSP F	D71
	Double	383	172							
PP22	Single	403	169	45	200	80	85	1.25" BSP F	1" BSP F	D71
	Double	436	202							
PP25	Single	494	208	40	280	90	140	1.5" BSP F	1" BSP F	D90
	Double	536	250							
PP27	Single	445	189	43	200	90	98	1.5" BSP F	1.25" BSP F	D90
	Double	479	223							
PP32	Single	494	208	40	280	90	140	2" BSP F	1.5" BSP F	D90
	Double	536	250							

PP Range GA Drawing



T: 01425 627700 F: 01425 627711

sales@crestpumps.co.uk www.crestpumps.co.uk

13b Queensway New Milton Hampshire BH25 5NN