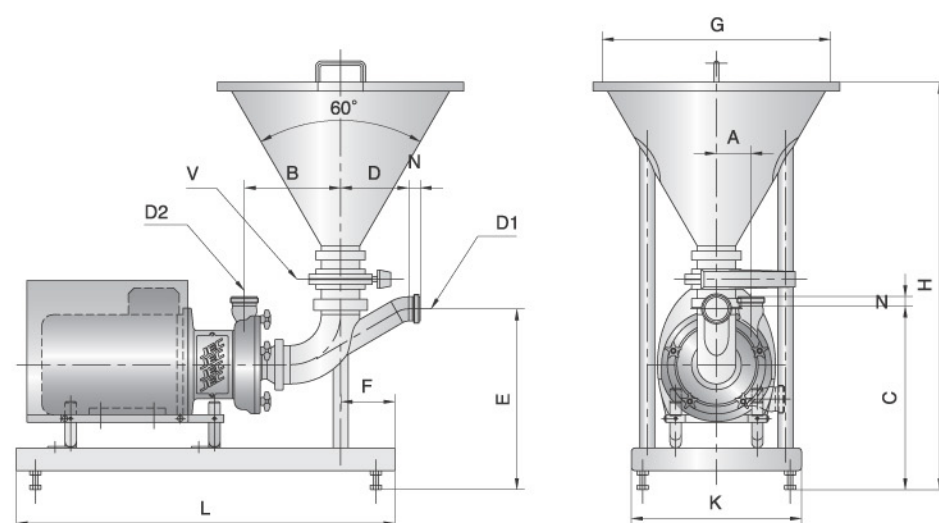




"The reliable choice for your process"



■ OUTLINE DIMENSION

Model No	Motor/KW	Dimension										
		A	B	C	D	E	F	K	L	H	G	V
JSB508	1.5/2.2	73	172	375	135	320	75	350	600	920	360	3"
JSB510	3/4	73	172	425	135	320	75	350	600	920	395	3"
JSB809	5.5/7.5	91	175	455	155	405	150	450	800	1100	437	4"
JSB812	11/15/18.5	91	259	495	155	435	200	500	1000	1250	467	4"
JSB2210	11/15/18.5	114	259	495	185	435	200	500	1000	1250	467	4"
JSB2214	22	114	259	515	185	455	250	600	1000	1250	540	5"
JSB2214	30/37	114	259	535	185	455	250	600	1000	1250	560	5"

■ PORT SIZE & WEIGHT


Model No	Motor/KW	D1×D2/std.	D1×D2/alt.	Weight KG	Volume CBM	SIZE	Connection/N				BS
							ISO	DIN	SMS		
JSB508	1.5/2.2	2"×1.5"	2"×2"	72/75	0.4	1.5"	20	30	20	26	
JSB510	3/4	2"×1.5"	2"×2"	88/97	0.4	2"	22	30	20	26	
JSB809	5.5/7.5	2.5"×2"	2.5"×2.5"	145/151	0.8	2.5"	26	35	24	26	
JSB812	11/15/18.5	2.5"×2.5"	3"×2.5"	205/212/227	1.3	3"	28	40	24	26	
JSB2210	11/15/18.5	3"×2.5"	3"×3"	210/217/232	1.3	4"	28	54	24	26	
JSB2214	22	3"×3"	4"×3"	238	1.5						
JSB2214	30/37	3"×3"	4"×3"	303	1.5						



JEC

JEC - Always a Step Ahead

JSB SERIES SHEAR BLENDERS



JEC
P U M P S

3IP

High Pride
Higher Performance
The Highest Quality



JEC Ltd. specializes in the field of sanitary pumps.

JEC was established in 1990 and started producing sanitary pumps utilizing precision cast and pressed parts for the first time in Korea. Since then JEC has been successfully supplying to the process industries centrifugal, rotary and self-priming pumps, as well as blenders. JEC pumps are now renowned for reliability both for general duties and special applications. JEC's success is built upon high quality manufacture and customer satisfaction. Our policy is one of long term vendor partnerships.

Good relations with our customers are prerequisite to our growth.

JEC considers exchanging ideas their customers of the highest importance.

It is our belief JEC fully supports to meet customers' expectations and contributes towards their prosperity.

We are always striving to make every effort to start new initiatives.

The JEC philosophy is one of continuous improvement and keeping promises.





Our pride is created by high quality!

In a wide range of products from simple to demanding applications to blend, emulsify, disperse, dissolve and homogenize, JEC JSB series with unique impeller-vane, inducer design enables quick dissolution and hydration of stabilizers, gums, powders, sugars and any fluids requiring sensitive shearing.

Due to configuring impeller-vane design in line with fluid shear rate, JEC JSB series are supremely efficient and rapid in operation and are capable of reducing mixing times by up to 90% when compared to conventional paddles or agitators.

Fully CIP'ability reduces downtime consuming hand cleaning and risks of equipment damage from COP.

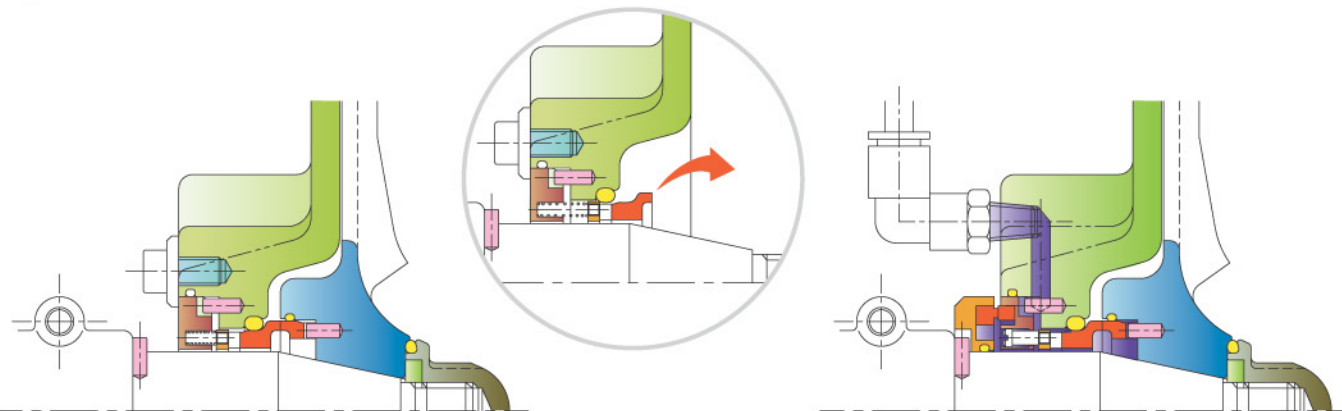


JSB series Shear Blenders

JEC - Always a Step Ahead

- The JEC JSB Series blenders are ideally suitable for various applications of skimming milk, formulating, toppings, puddings, making sauces, mixing ice-cream, blending sugar and dressing salad. Also, JSB Series are designed to blend, emulsify, disperse, dissolve and homogenize.
- The blenders come from long-term developed activities and experiences in the production of pumps combined with accumulated knowledge of products and their process.
- Supremely efficient and rapid in operation to shorten processing time by up to 90% when compared to conventional paddles or agitators due to configuring impeller-vane design in line with fluid shear rate.
- All contact parts are AISI 316 stainless steel for pump and funnel.
- CIP 'ability' being suitable for hygienic and clean process reduces downtime consuming hand cleaning and labor intense of man hours besides the risk of equipment damage from COP.
- Highest capacity and heaviest duty with compact size being accomplished with state-of-art technology and know-how.
- Packing of EPDM standard is designed for severe conditions. Other materials are available as required.
- Easy field interchangeable to centrifugal pumps JCP series by changing impeller.
- The shear blender can deliver capacities up to 80m³/hr.

MECHANICAL SEAL



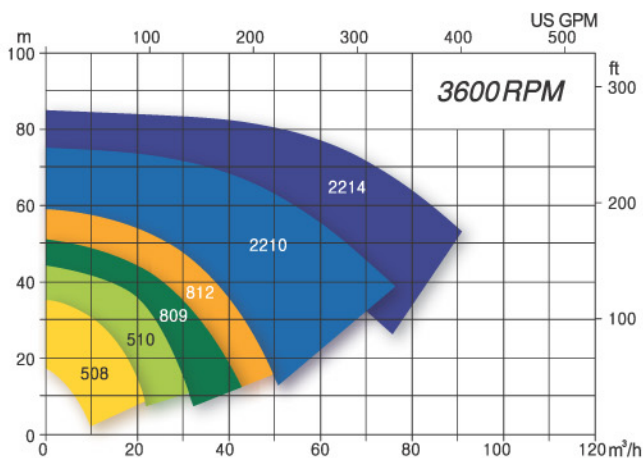
Standard Mechanical Seal

- Face materials
SiC/Carbon(STD), Optional - SiC/SiC

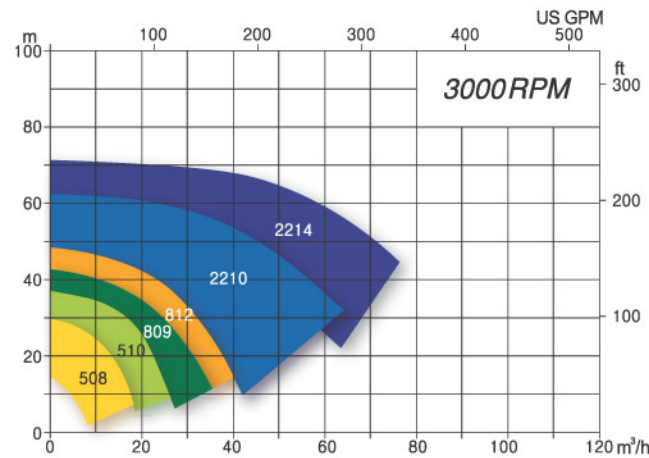
Flushed Mechanical Seal

- Elastomers
EPDM(STD), Optional - VITON, PTFE, Carlez

PERFORMANCE CURVES



Performance data refer to water at 20°C, Permissible tolerance ± 5%



*“The higher the precision
the longer the span of product life”*



JSP Series Shear Pump

Unique Seal
Self-balanced Front Loading

Unique Impeller - Vane, Inducer



Our pride is created
by high quality!
JEC Sanitary Pumps